



Beginning to Look Within: NSSE Reports by Major Field

Thank you for joining us.

The Webinar will begin at **3:00pm (EST)**

Sound tests will begin around **2:55pm (EST)**

Some general advice before we begin:

Sound: Turn up your computer speakers or plug in your headphones to listen to the Webinar. For best results, close all other applications – they may interfere with the audio feed.

What to do if you can't hear anything

- Click on "Meeting" in the left side of the dark grey tool bar at the top of the screen and select "Audio Setup Wizard." Complete the first part of the Wizard, which ends with a speaker test, to ensure you are properly connected for webinar audio. If you still can't hear anything, consult your technology support person.
- The Webinar will be recorded. If you can't fix the problem, you will be able to access the recorded session on the NSSE Web site (available a few days after the live session).

Using the Chat feature: The Chat window will be available throughout the presentation for participants to interact with presenters and each other. Please use chat to pose questions, suggest a resource etc.

Webinar Recording and Resources: Presentation slides, resources, and the recording of this presentation will be available at <http://nsse.iub.edu/?cid=80>

Beginning to Look Within: NSSE Reports by Major Field

Allison BrckaLorenz
Amber D. Lambert

- Introduction and background
- NSSE major field grouping
- Major field reports
 - Frequencies
 - Benchmarks
- Customizing your own major field reports
- New major-field announcements

Background

New in 2009!

Why did we create these reports?

- Limitations of institution-level summaries
- Increasing the importance of NSSE results for deans, department chairs, and faculty
- Importance of enlisting faculty advocates in assessment
- Beginning a dialogue about looking within

Major Field Groupings

- These write-in responses are recoded into 85 majors (see page 14 of the NSSE 2010 Codebook for the full listing of majors)
- http://nsse.iub.edu/2010_Institutional_Report/pdf/NSSE%202010%20Codebook.pdf

Major Field Groupings

NSSE collapses these 85 majors into 8 major field groupings:

- Arts and Humanities
- Biological Science
- Business
- Education
- Engineering
- Physical Science
- Professional
- Social Science

Major Field Groupings

Arts and Humanities

- Art, fine and applied
- English (language and literature)
- History
- Journalism
- Language and literature (except English)
- Music
- Philosophy
- Speech
- Theater or drama
- Theology or religion
- Other arts and humanities

Major Field Reports: Frequencies

- All major field results are **unweighted**. Only the overall column percentages are **weighted** as they are in your standard report
- Within reports—major field groups with fewer than **five** students are left blank
- Between reports—major field groups must have contained **five** students for a between report to have been created

Major Field Reports: Frequencies Within

Major Field Reports: Frequencies Between

Major Field Reports: Benchmarks

- All major field results are **unweighted**. Only the overall benchmark scores are **weighted**, as they are in your standard report
- Within reports—major field groups with fewer than **twenty** students are left blank
- Between reports—major field groups must have contained **twenty** students for a between report to have been created

Major Field Reports: Benchmarks

Major Field Reports: Benchmarks

Customizing Your Own Reports

- Use the individual 85 major codes (majrccod)
- Collapse the 85 major codes into new groups
- Use CIP codes (NSSE crosswalk)
- Create report by using group variables

NSSE 85 Major Codes



Selecting Finance Students



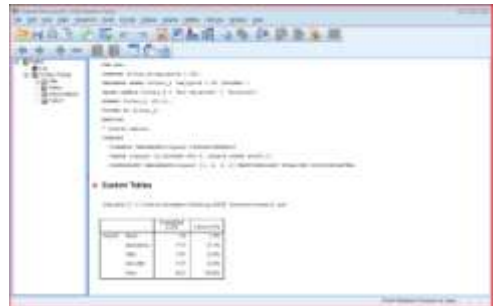
Running the Frequency for a Survey Item (cont.)



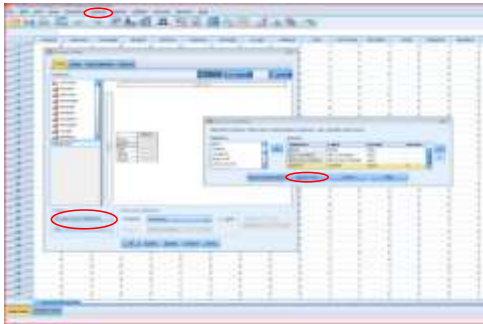
Running the Frequency for a Survey Item



Running the Frequency for a Survey Item (cont.)



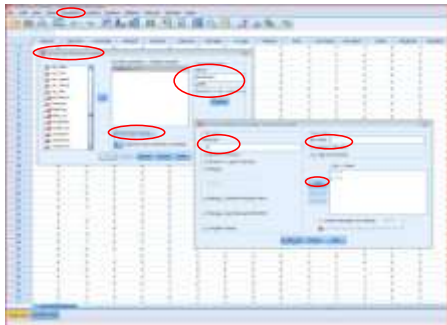
Running Benchmark Statistics



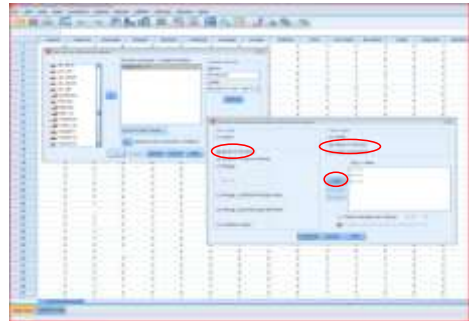
Running Benchmark Statistics (cont.)



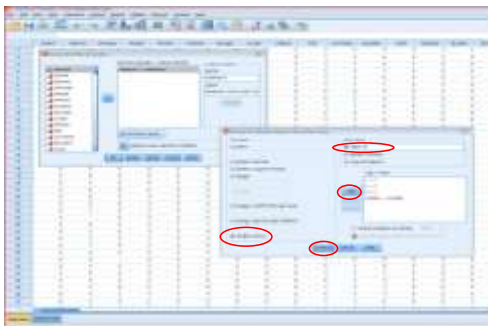
Creating a New Major Category



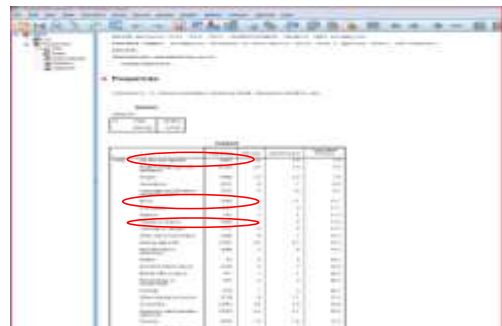
Creating a New Major Category (cont.)



Creating a New Major Category (cont.)



Creating a New Major Category (cont.)



Creating a New Major Category (cont.)

The screenshot shows a software window with a 'Frequencies' table. The table has columns for 'Frequency', 'Percent', 'Valid Percent', and 'Total Percent'. The 'Total' row is circled in red.

	Frequency	Percent	Valid Percent	Total Percent
U.S.	10000	81	47	100.0
Total	12345	100	100.0	100.0
Missing	2345	19.0		
Valid	10000	81.0		

Classification of Instructional Programs (CIP) Codes

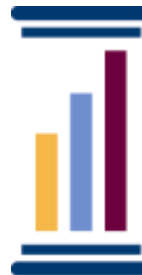
- Developed by the National Center for Education Statistics
- NSSE crosswalk between 85 NSSE majors and CIP codes can be found here:

http://nsse.iub.edu/_/?cid=366

Announcement!

- Customizable major field groupings in 2011!
- How the customization will work has not been decided yet.
- Some possibilities:
 - Pop file upload
 - Allow institutions to choose from the 85 NSSE majors (single majors or groups of these majors)
 - Suggestions from the audience?

Final Questions?



Allison BrckaLorenz
abrckalo@indiana.edu
 Amber D. Lambert
adlamber@indiana.edu

Presentation slides, resources, and
 webinar recording will be available at
http://nsse.iub.edu/_/?cid=80