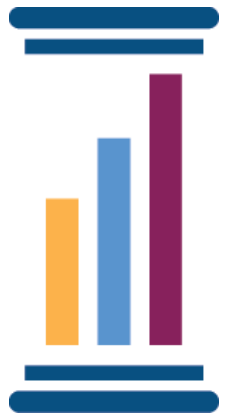


What to Expect from FSSE Participation



Mahauganee Shaw & Eddie R. Cole
FSSE Project Associates

Indiana University Center for Postsecondary Research



Today's Purpose

Help institutional users understand what FSSE provides and how to get the most out of a FSSE administration

We will cover:

- Steps institutional users can take before, during and after their FSSE administration
- The resources, tools, & services FSSE provides to help institutions customize their results and produce summaries of findings relevant to various audiences

Session's Agenda

- Brief information on FSSE
- Support for your FSSE Administration
- Overview of FSSE Resources and Services
- Q & A



FSSE Basics

FSSE measures:

- Faculty perceptions of how often their students engage in different activities
- The importance faculty place on various areas of student learning and development
- The nature and frequency of interactions faculty have with students
- How faculty members organize class time

FSSE Reports:

- Respondent Characteristics
- Frequency Distributions
- FSSE-NSSE Combined Report

Faculty Survey of Student Engagement

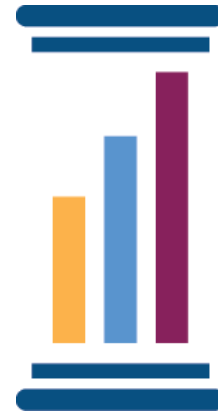
How often do students in your selected course section engage in the following?

	Very often	Often	Sometimes	Never
Have class discussions or writing assignments that include diverse perspectives (different races, religions, genders, political beliefs, etc.)	<input type="radio"/>	<input type="radio"/>	<input type="radio"/>	<input type="radio"/>
Work with other students on projects during class	<input type="radio"/>	<input type="radio"/>	<input type="radio"/>	<input type="radio"/>
Participate in a community-based project (e.g., service learning) as part of your course	<input type="radio"/>	<input type="radio"/>	<input type="radio"/>	<input type="radio"/>
Use an electronic medium (listserv, chat group, Internet, instant messaging, etc.) to discuss or complete an assignment	<input type="radio"/>	<input type="radio"/>	<input type="radio"/>	<input type="radio"/>
Receive prompt written or oral feedback from you on their academic performance	<input type="radio"/>	<input type="radio"/>	<input type="radio"/>	<input type="radio"/>
Have serious conversations in your course with students of a different race or ethnicity than their own	<input type="radio"/>	<input type="radio"/>	<input type="radio"/>	<input type="radio"/>
Have serious conversations in your course with students who are very different from them in terms of their religious beliefs, political opinions, or personal values	<input type="radio"/>	<input type="radio"/>	<input type="radio"/>	<input type="radio"/>

Help

Contact Us

Garnering Campus Support
&
Customizing your Data
Collection Process



BEFORE YOUR ADMINISTRATION BEGINS

**DECISIONS TO MAKE
&
THINGS TO DO**

Survey Option

- **Decision:**
 - whether to administer the Course-Based or Typical-Student version of the survey
- **Course-Based**
 - Responses based on one course taught during the current academic year
- **Typical-Student**
 - Responses based on the typical student taught during the current academic year
- **Resource:** survey option [decision tree](#)



Pre-Survey Announcement

- **Decision:**
 - whether or not to send an announcement message
- **Benefits:**
 - Alert faculty that they will receive a survey
 - Spark faculty interest in both NSSE and FSSE findings
 - Attach a trusted name (signatory) to the request to complete the survey
- **Resource:** message template

Extra Item Sets

- **Decision:**
 - whether to include an extra item set
 - which extra item set to include
- **Benefits:**
 - Opportunity to involve others on campus
 - Gain faculty opinions on a topic important to your campus assessment initiatives
 - Receive additional data for no extra charge
- **Resource:** copies of each optional item set



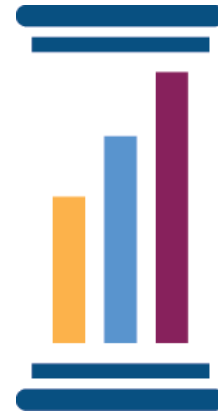
Grouping Variable

- **Decision:**
 - whether or not to include a grouping variable
- **Benefits:**
 - Opportunity to gain information about a specific interest or campus program
 - Allows the addition of a faculty characteristic not captured by FSSE (not possible after the administration begins)
- **Resource:** grouping variable instructions

Submission of Materials

- **Timely submission is appreciated**
 - **Expedites the preparation process**
 - **Allows you the option to launch in the earliest wave of FSSE administrations**
 - **Provides more buffer time if a need arises to pause your FSSE administration**





DURING YOUR ADMINISTRATION

**DECISIONS TO MAKE
&
THINGS TO DO**

Response Rates

- **Ability to monitor response rates**
 - Response Summary in *Institution Interface* shows the overall response rate, as well as a breakdown
 - Population file may be downloaded to see which email addresses are bouncing
 - Population file updates may be submitted to correct email addresses
 - We also monitor your response rates!



New NSSE/FSSE Discipline Variable

- **Decision:**

- whether to receive the general NSSE/FSSE discipline categories in your FSSE reports and data file or to customize a 'field' variable that more appropriately fits your campus

- **Benefits**

- Opportunity to build a variable specific to your campus
- Eliminates the need to have the general discipline variable recoded at a later date

1=Arts and Humanities

Art, fine and applied
English (language and literature)
History
Journalism
Language and literature (except English)
Music
Philosophy
Speech
Theater or drama
Theology or religion
Other arts & humanities

2=Biological Sciences

Biology (general)
Biochemistry or biophysics
Botany
Environmental science
Marine (life) science
Microbiology or bacteriology
Zoology
Other biological science

3=Business

Accounting
Business administration (general)
Finance
International business
Marketing
Management
Other business

4=Education

Business education
Elementary/middle school education
Music or art education
Physical education or recreation
Secondary education
Special education
Other education

5=Engineering

Aero-/aeronautical engineering
Civil engineering
Chemical engineering
Electrical or electronic engineering
Industrial engineering
Materials engineering
Mechanical engineering
General/other engineering

6=Physical Science

Astronomy
Atmospheric science (including meteorology)
Chemistry
Earth science (including geology)
Mathematics
Physics
Statistics
Other physical science

7=Professional

Architecture
Urban planning
Health technology (medical, dental, laboratory)
Law
Library/archival science
Medicine
Dentistry
Veterinarian
Nursing
Pharmacy
Allied health/other medical
Therapy (occupational, physical, speech)
Other professional

8=Social Science

Anthropology
Economics
Ethnic studies
Geography
Political science (including government, international relations)
Psychology
Social work
Sociology
Gender studies
Other social science

9=Other

Agriculture
Communications
Computer science
Family Studies
Natural resources and conservation
Kinesiology
Criminal justice
Military science
Parks, recreation, leisure studies, sports management
Public administration
Other field
Technical/vocational

Using Available Resources to
Maximize your FSSE
Administration and Results



AFTER YOUR ADMINISTRATION ENDS

THINGS TO CONSIDER

HOW to present findings

- **Decision:**
 - how to divide findings into digestible chunks of information
- **Things to Consider:**
 - specific audiences
 - topics or issues of interest on your campus
- **Resources to Use:**
 - FSSE Facilitator's Guide
 - Topical Findings
 - Scales & Reliabilities
 - *Using FSSE Data*

WHO to involve

- **Decision:**
 - who can assist in analyzing and disseminating survey results
- **Things to Consider:**
 - colleagues with assessment expertise
 - the signatory on your messages
- **Resources to Use:**
 - *Using FSSE Data*



WHERE to share results

- **Decision:**
 - what is/are the best avenue(s) for communicating survey results and generating productive discussion
- **Things to Consider:**
 - preexisting forums and available spaces
 - places to create new forums or spaces
- **Resources to Use:**
 - Institutional examples in *Using FSSE Data*

RESOURCES & SERVICES TO USE

FSSE Resources & Services

- **Web Resources & Tools**
 - Topical Findings
 - Past Presentations and Publications
- **Print Materials**
 - *Working with NSSE and FSSE Findings: A Facilitator's Guide*
 - Scales & Reliabilities
 - *Using FSSE Data*
- **Custom Analysis Reports**

Thank You!

- Email: fsse@indiana.edu
- Phone: (812) 856-5824
- FSSE Web site: www.fsse.iub.edu

